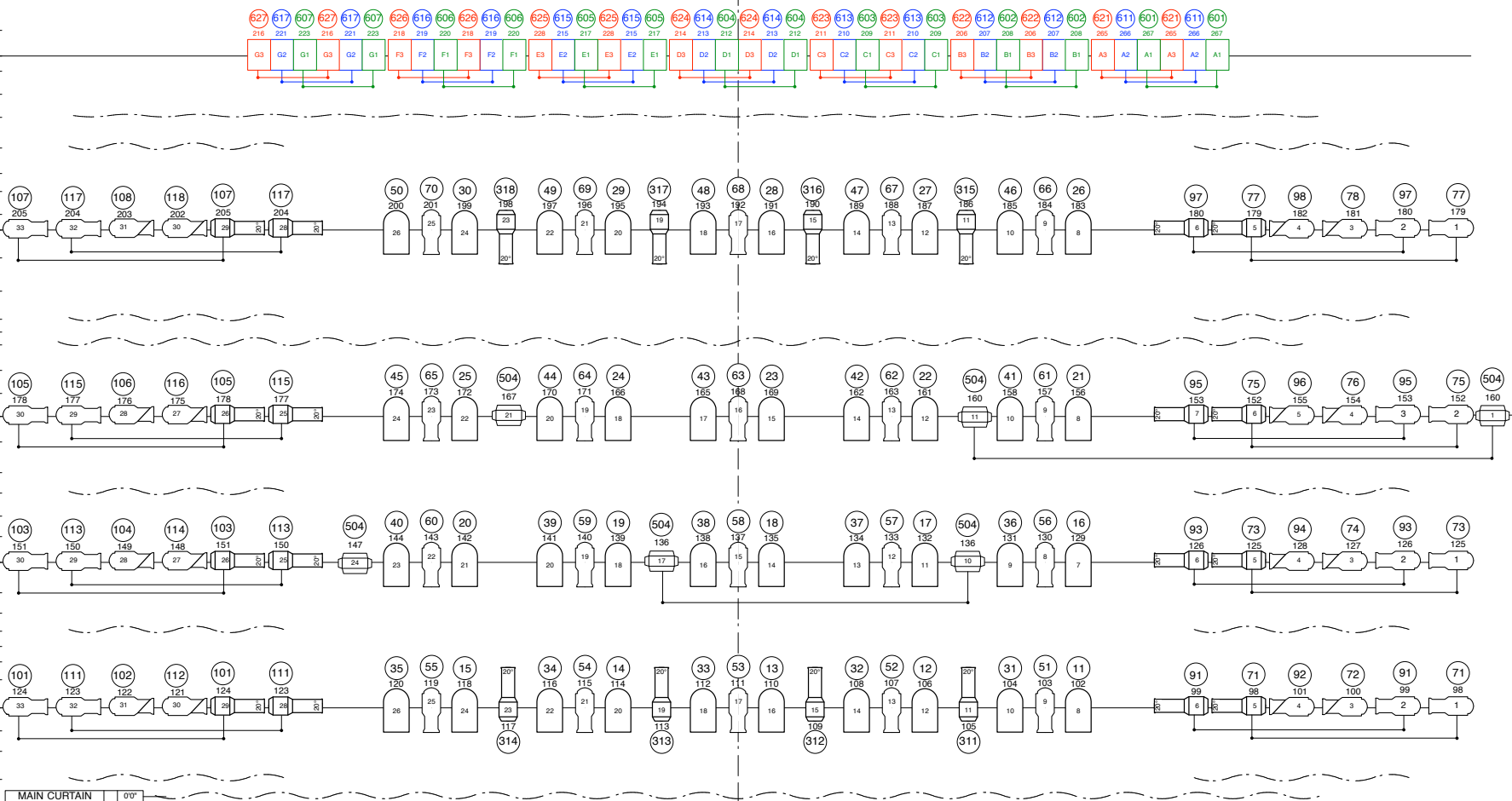
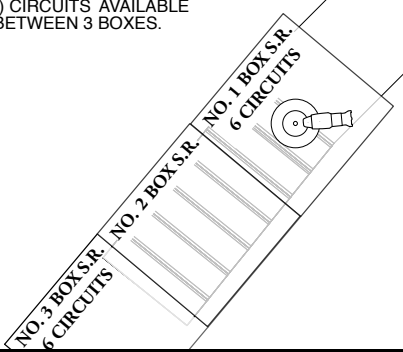


BOUNCE	37	28'1"
	38	27'9"
	35	27'5"
WHITE SCRIM	34	26'1"
NO. 5 ELECTRIC	33	25'3"
CYC-SEAMLESS	32	24'9"
BLACK SCRIM	31	24'0"
BLACKOUT DROP	30	23'3"
NO. 5 LEGS	29	22'3"
NO. 5 BORDER	28	21'5"
	27	20'10"
	26	20'1"
NO. 4 ELECTRIC	25	19'7"
	24	18'8"
	23	17'7"
NO. 4 LEGS	22	16'8"
NO. 4 BORDER	21	16'3"
MIDSTAGE TRAV.	20	15'10"
	19	15'0"
NO. 3 ELECTRIC	17	13'6"
	16	12'8"
	15	11'8"
NO. 3 LEGS	14	11'0"
NO. 3 BORDER	13	10'3"
	12	9'7"
NO. 2 ELECTRIC	11	8'9"
	10	7'9"
	9	7'1"
NO. 2 LEGS	8	6'6"
NO. 2 BORDER	7	6'0"
	6	5'6"
	5	4'11"
NO. 1 ELECTRIC	4	4'0"
	3	3'3"
MOVIE SCREEN	2	2'7"
NO. 1 LEG/BORD.	1	1'8"
MAIN CURTAIN		0'0"



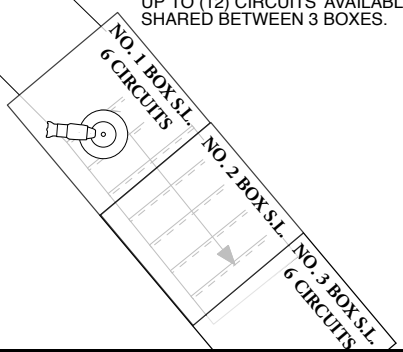
NOTE: NO. 1 THRU 3 BOXES S.R. ARE CONNECTED VIA HALLWAY; UP TO (12) CIRCUITS AVAILABLE SHARED BETWEEN 3 BOXES.

NOTE: NO. 1 THRU 3 BOXES S.L. ARE CONNECTED VIA HALLWAY; UP TO (12) CIRCUITS AVAILABLE SHARED BETWEEN 3 BOXES.



ORCHESTRA PIT

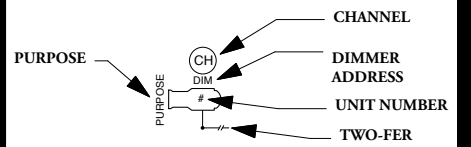
NOTE: PIT IS MOVEABLE VIA MOTORIZED "SCREW JACKS" AND MAY BE POSITIONED BETWEEN ORCHESTRA AND STAGE LEVELS. PIT AT STAGE LEVEL CREATES LINE-OF-SIGHT PROBLEMS FOR FIRST TWO ROWS OF SEATS.



KEY

- ALTMAN 360Q 6x9 — 575W(FLK)
- ALTMAN 360Q 6x12 — 575W(FLK)
- LEE COLORTRAN 10° — 1kW (FEL)
- LEE COLORTRAN 20° — 575W (FLK)
- LEE COLORTRAN 15° — 1kW(FEL)
- L&E PAR64 MFL — 1kW
- L&E PAR64 WFL — 1kW
- LEE MINI-TEN — 1kW(FCM)
- COLORTRAN T3 6CELL, 3CKT CYC — 1kW (FCM)

LEGEND

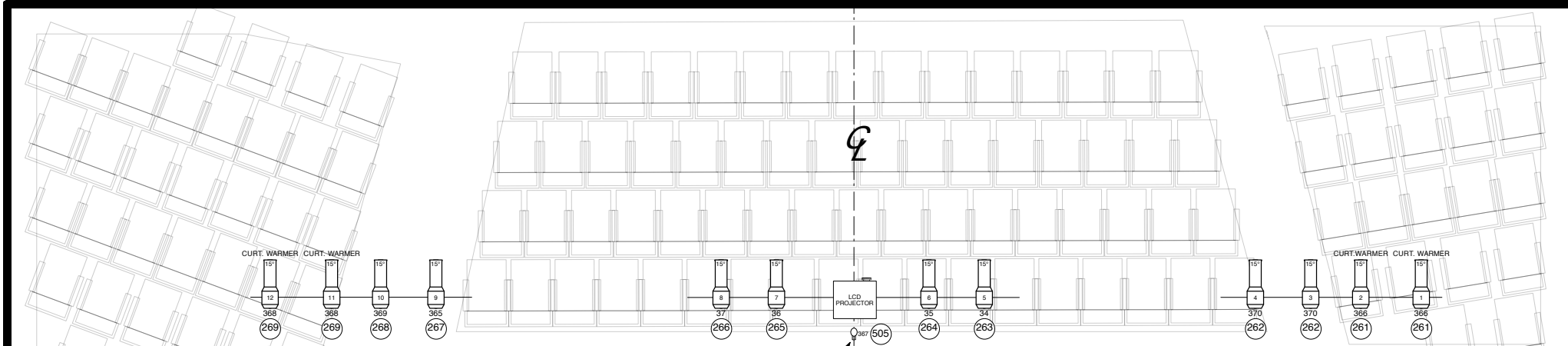


DEFAULT B.O.H. LIGHT PLOT

FLETCHER HALL
 THE CAROLINA THEATRE OF DURHAM
 LIGHTING BY: STEVAN DUPOR
 www.dupordesign.com
 DATE: 9/1/2009

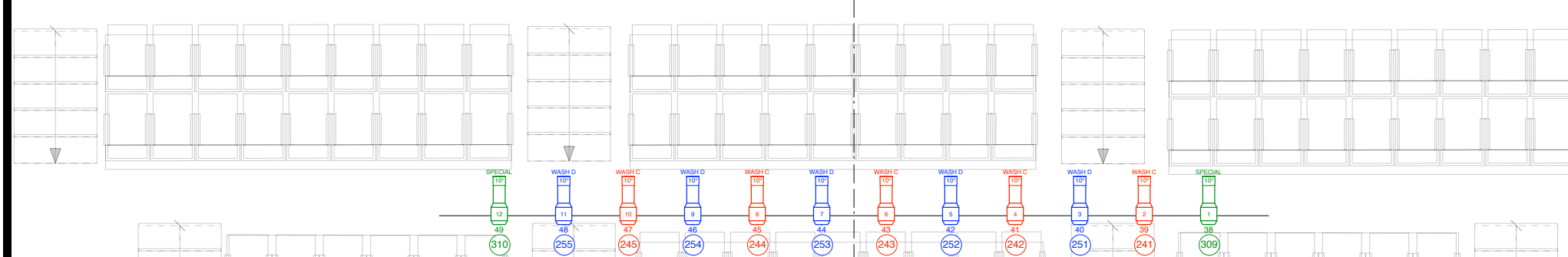
CONTACT: CARL WETTER
 (919)560-3040 x244
 carl@carolinatheatre.org

SCALE: 3/16" = 1'0"
 PLATE: 1 OF 2

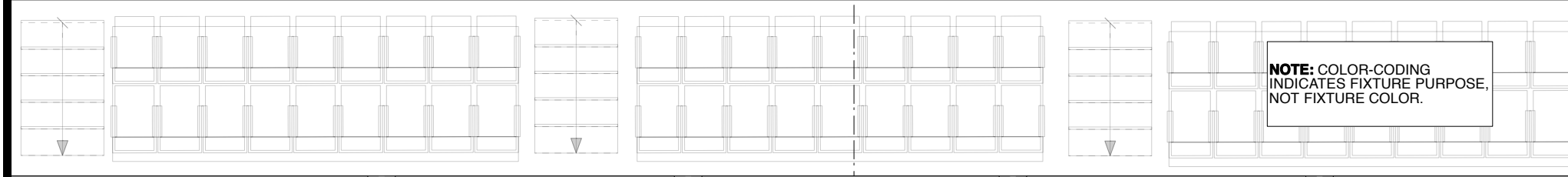


FIRST BALCONY RAIL
 HEIGHT ABOVE ORCH FLOOR: 13'6"
 THROW: 46'0"
 ANGLE: 28°

SPOTTING LIGHT-ON CENTER LINE



SECOND BALCONY RAIL
 HEIGHT ABOVE ORCH FLOOR: 33'2"
 THROW: 66'0"
 ANGLE: 40°



FOH COVE
 DIST. FROM ORCH. FLR: 51'5"
 THROW: 64'0"
 ANGLE: 60°

OBSSTRUCTION

NEIGHBORING FIXTURES CANNOT FOCUS PAST OBSTRUCTIONS

NOTE: COLOR-CODING INDICATES FIXTURE PURPOSE, NOT FIXTURE COLOR.

KEY

- ALTMAN 360Q 6x9 — 575W(FLK)
- ALTMAN 360Q 6x12 — 575W(FLK)
- LEE COLORTRAN 10° — 1KW (FEL)
- LEE COLORTRAN 20° — 575W (FLK)
- LEE COLORTRAN 15° — 1KW(FEL)
- L&E PAR64 MFL — 1KW
- L&E PAR64 WFL — 1KW
- LEE MINI-TEN — 1KW(FCM)
- COLORTRAN T3 6CELL, 3CKT CYC — 1KW (FCM)

LEGEND

- CHANNEL
- DIMMER
- ADDRESS
- UNIT NUMBER
- TWO-FER



DEFAULT F.O.H. LIGHT PLOT

FLETCHER HALL
 THE CAROLINA THEATRE OF DURHAM
 LIGHTING BY: **STEVAN DUPOR**
www.dupordesign.com
 DATE: 9/1/2009

CONTACT: **CARL WETTER**
 (919)560-3040 x244
carl@carolinatheatre.org

SCALE: 3/16" = 1'0" PLATE: **2** OF **2**